

PLEASE CHECK WWW.MOLEX.COM FOR LATEST PART INFORMATION

Part Number: [0334710207](#)
Status: **Active**
Overview: [mx150 sealed connector system](#)
Description: 3.50mm (.138") Pitch MX150™ Sealed Female Connector, Single Row, 2 Circuits, Polarization B, with Connector Position Assurance, Light Gray

Documents:

[3D Model](#) [RoHS Certificate of Compliance \(PDF\)](#)
[Drawing \(PDF\)](#)

General

Product Family	Crimp Housings
Series	33471
Comments	With Connector Position Assurance (CPA)
More Detailed Tech Information	http://ewcap.uscarteams.org
Overview	mx150 sealed connector system
Product Name	MX150™

Physical

Circuits (maximum)	2
Circuits Detail	2
Color - Resin	Gray (Light), Natural
Gender	Female
Glow-Wire Compliant	No
Keying to Mating Part	Yes
Lock to Mating Part	Yes
Material - Resin	Modified Polystyrene Alloy, Polyester
Number of Rows	1
Packaging Type	Bag
Panel Mount	No
Pitch - Mating Interface (in)	0.138 In
Pitch - Mating Interface (mm)	3.50 mm
Polarized to Mating Part	Yes
Stackable	No
Temperature Range - Operating	-40°C to +125°C


Electrical

Current - Maximum per Contact	22A
-------------------------------	-----

Material Info

Reference - Drawing Numbers

Application Specification	AS-33472-100
Packaging Specification	PK-31300-635
Sales Drawing	150-S-002-1-Z05, SD-33471-021



EU RoHS **China RoHS**

Compliance Status

Not Reviewed

REACH SVHC

Not Reviewed

Halogen-Free

Status

Not Reviewed

Need more information on product environmental compliance?

Email productcompliance@molex.com
 For a multiple part number RoHS Certificate of Compliance, [click here](#)

Please visit the [Contact Us](#) section for any non-product compliance questions.

Search Parts in this Series

[33471Series](#)

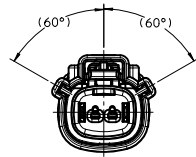
Mates With

[33481](#) Male Single Row Sealed Connector

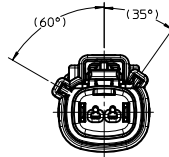
Use With

[33012](#) MX150™ Female Terminal

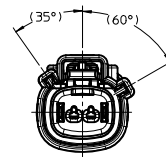
ASSEMBLY PART NUMBER	KEYING OPTION	COLOR	CAVITY STATUS		CPA
			X-PLUGGED	1	
33471-0201	A	BLACK			
33471-0202	B	LIGHT GRAY			
33471-0203	C	DARK GRAY			
33471-0204	D	STONE GRAY			
33471-0206	A	BLACK			YES
33471-0207	B	LIGHT GRAY			YES
33471-0208	C	DARK GRAY			YES
33471-0209	D	STONE GRAY			YES
33471-0210	A	BLACK	X		
33471-0211	B	LIGHT GRAY	X		
33471-0212	C	DARK GRAY	X		
33471-0213	D	STONE GRAY	X		
33471-0214	A	BLACK	X		YES
33471-0215	B	LIGHT GRAY	X		YES
33471-0216	C	DARK GRAY	X		YES
33471-0217	D	STONE GRAY	X		YES



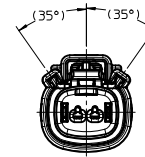
KEYING OPTION A



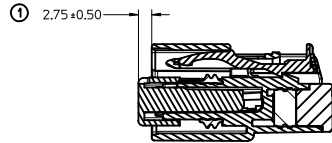
KEYING OPTION B



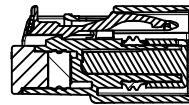
KEYING OPTION C



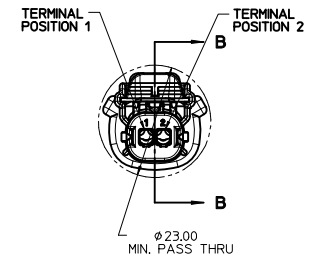
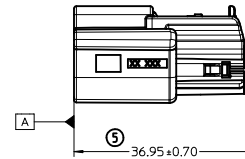
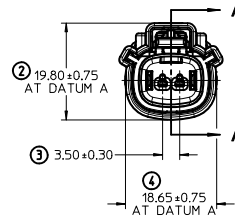
KEYING OPTION D



SECTION B-B
RECEPTACLE INSERT SHOWN
IN PRE-LOCK POSITION

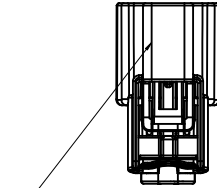
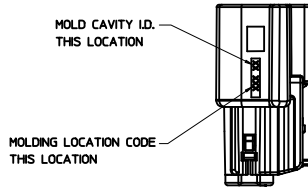


SECTION A-A
RECEPTACLE INSERT SHOWN
IN FINAL-LOCK POSITION

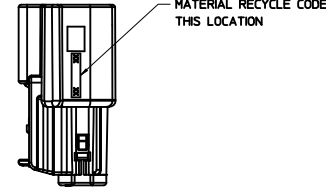


NOTES: UNLESS OTHERWISE SPECIFIED

- DESIGNED TO MATE WITH INTERFACE SPECIFIED IN DRAWING 150-S-002-1-205 REV. C.
- ASSEMBLY SHIPPED WITH RECEPTACLE INSERT IN PRE-LOCK POSITION. UPON FULL TERMINAL ASSEMBLY, EACH RECEPTACLE INSERT MUST BE SNAPPED INTO ITS FINAL-LOCK POSITION.
- FOR RECEPTACLE TERMINALS TO BE USED WITH THIS ASSEMBLY, SEE DRAWING SD-33012-002 REV. B.
- SYSTEM TO BE USED WITH WIRE WITHIN DIAMETER RANGE OF 1.70mm TO 2.34mm.
- OPTIONAL CPA SHOWN IN ALL VIEWS. SEE TABLE FOR SPECIFIC ASSEMBLY OPTION AND NUMBER. CPA MUST BE INSERTED TO THE PRE-LOCK POSITION WHEN SEATED CORRECTLY, THE CPA DOES NOT MOVE FREELY. ENGAGEMENT FORCE TO MOVE CPA FROM PRE-LOCK TO FINAL-LOCK POSITION WHEN UNMATED: 40N MIN. DISENGAGEMENT FORCE TO MOVE CPA FROM FINAL-LOCK TO PRE-LOCK POSITION: 3N MIN.
- MATERIAL: SPS/NYLON BLEND, 20% GLASS FILLED.
- DATE CODE: FIRST TWO DIGITS IS CALENDAR YEAR, THIRD THRU FIFTH DIGIT IS DAY NUMBER OF THE CALENDAR YEAR (FEB. 3RD, 2003 = 0341)
- CHENGDU ASSEMBLIES SHALL CONFORM TO PACKAGING SPECIFICATION PK-31300-635.
- SHALL CONFORM TO PRODUCT SPECIFICATION PS-33471-000
- PACKAGING: IN THE EVENT THAT INSERT IS FOUND IN THE SEATED (FINAL-LOCK) POSITION, REFER TO MOLEX SPECIFICATION PS-34646-001 AVAILABLE AT WWW.MOLEX.COM



LASER MARKING APPLIED TO THIS SURFACE TO INCLUDE: MOLEX P/N DATE CODE. SEE NOTE 7



ENTER DESCRIPTION EC NO: UAU2010-1242 DRAWN BY: SVERZYL 2010/01/04 CHKD BY: WANSI.AMBROJ02010/01/04 APPR: VIOSHY 2010/01/05	QUALITY SYMBOLS 	GENERAL TOLERANCES (UNLESS SPECIFIED)		DIMENSION STYLE MM ONLY	SCALE 2:1	DESIGN UNITS METRIC	THIRD ANGLE PROJECTION
		4 PLACES ± --- INCH 3 PLACES ± --- INCH 2 PLACES ± 0.10 INCH 1 PLACE ± 0.2 INCH	4 PLACES ± --- mm 3 PLACES ± --- mm 2 PLACES ± 0.10 mm 1 PLACE ± 0.2 mm	DRAWN BY: SVERZYL DATE: 06/17/08 CHECKED BY: DATE: DGRIFITHS DATE: 06/18/08 APPROVED BY: DATE: SMARCEAU DATE: 06/19/08	TITLE MX150 STANDARD CONNECTOR RECEPTACLE SINGLE ROW, SEALED, 2 WAY		
DRAFT WHERE APPLICABLE MUST REMAIN WITHIN DIMENSIONS		MATERIAL NO. -		DOCUMENT NO. SD-33471-021		MOLEX INCORPORATED	
		SIZE D		SHEET NO. 1 OF 1		THIS DRAWING CONTAINS INFORMATION THAT IS PROPRIETARY TO MOLEX INCORPORATED AND SHOULD NOT BE USED WITHOUT WRITTEN PERMISSION	